

Social Studies Activity: Passport to Japan

Teacher/Parent Instructions:

This activity is meant to be assembled like a 16 page booklet.

Copy the following pages back to back:

8 and 9 back to 10 and 7
6 and 11 back to 12 and 5
4 and 13 back to 14 and 3
1 and 16 back to 2 and 15

Fold all pages in half, widthwise, and then assemble from pages 1 to 16. Once the pages are in order, pages 8 and 9 should be in the center of the booklet. Staple through all of the pages down the centerfold and you have your booklet.

As of this writing, the answers to the questions on page 3 are as follows:

Captial: Tokyo

Four main islands: Honshu, Hokkaido, Shikoku, Kyushu

Population: 127,700,000 (2008)

Language: Japanese

Government type: constitutional monarchy

Currency: Yen

Major industries: motor vehicles, electronic equipment, machine tools, steel and nonferrous metals, ships, chemicals, textiles, processed foods

Export: motor vehicles, semiconductors, office machinery, and chemicals

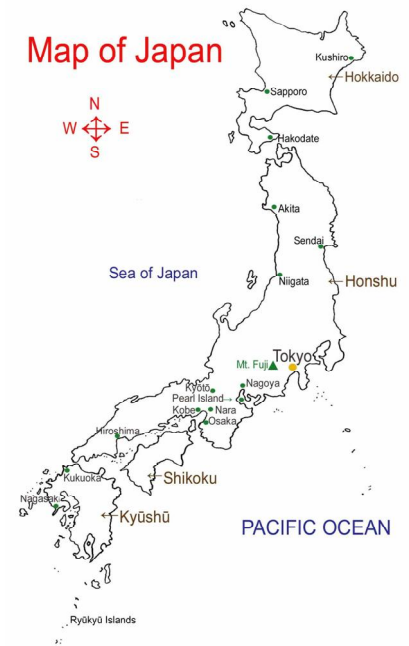

Imports: fuels, foodstuffs, chemicals, textiles, office machinery

Agricultural products: rice, sugar beets, vegetables, fruit, pork, dairy products

Natural resources: fish and negligible mineral resources

Page 14: You can look online or in the local newspaper for the current conversion rates of the United States dollar to the Japanese Yen.

Passport To Japan



Souvenirs

You will want to buy some souvenirs of your travels through Japan. Use the list of souvenirs and write down 3 items that you would like to purchase while in Japan. Add them up in United States dollars and then see if you can calculate how much it would cost in the Japanese currency called the Yen. You will need to investigate what the currency exchange rate is for the dollar to the yen.

- Musha Ningyo (Samurai Warrior doll) = \$50.00
- Carp Banner = \$10.00
- Post cards = \$2.50
- Japanese doll = \$50.00
- Book on Origami = \$12.00
- Japanese T-Shirts = \$15.00
- Japanese Fan = \$6.00
- Japanese Lantern = \$8.00
- Two wooden chopsticks = \$5.00
- Girls' Japanese Kimono = \$40.00
- Boys' Japanese Kimono = \$40.00
- Japanese Tea Set = \$30.00

Three items	US dollar amount	Yen Amount
_____	_____	_____
_____	_____	_____
_____	_____	_____
Total	_____	_____

Japan

Research information about Japan and fill-in the answers below:

Capital of Japan: _____

Name the four main islands of Japan

Population of Japan: _____

Language: _____

Government Type: _____

Currency: _____

Name two of their major industries: _____

Name two of their exports: _____

Name two of their imports: _____

Name two of their agricultural products: _____

Name one of their natural resources: _____

On the Map of Japan, chart your course of travel from day to day. If the city that you are visiting is not on the map, use an atlas to locate the city, and write its' name on the correct location on the map.

List the names of the city in the order that you will be visiting them:

Day 1 _____

Day 2 _____

Day 3 _____

Day 4 _____

Day 5 _____

Day 6 _____

Day 7 _____

Day 8 _____

Day 9 _____

Day 10 _____

Postcard

Design a postcard from one of the places you visited while in Japan.

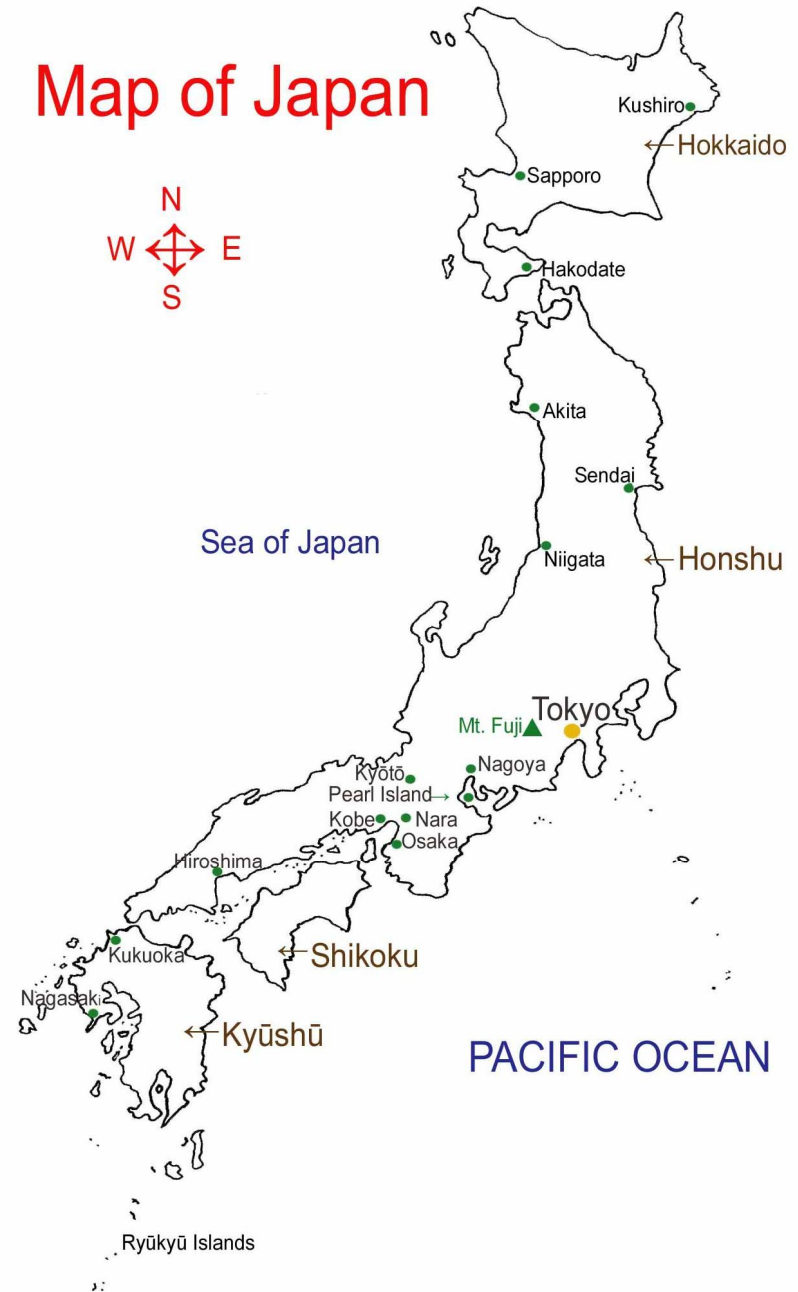
Day 10: City _____

Sightseeing plans: _____

Modes of Travel: _____

Name your favorite city and describe why you liked it:

Map of Japan



Flight Schedules

Depending on where you live, you may need to take several flights to get to Japan. Use an online travel source to help you fly from your home to Tokyo, Japan. Remember, that you may be crossing the international dateline while in flight.

Date: _____

Airline and Flight Number: _____

Departure City: _____

Arrival City: _____

Time of Departure: _____

Time of Arrival: _____

Date: _____

Airline and Flight Number: _____

Departure City: _____

Arrival City: _____

Time of Departure: _____

Time of Arrival: _____

Date: _____

Airline and Flight Number: _____

Departure City: _____

Arrival City: _____

Time of Departure: _____

Time of Arrival: _____

Record the number of hours to get from your home to Japan:

6

Day 8: City _____

Sightseeing plans: _____

Modes of Travel: _____

Day 9: City _____

Sightseeing plans: _____

Modes of Travel: _____

Day 2: City _____

Sightseeing plans: _____

Modes of Travel: _____

Day 3: City _____

Sightseeing plans: _____

Modes of Travel: _____

8 _____

Day 4: City _____

Sightseeing plans: _____

Modes of Travel: _____

Day 5: City _____

Sightseeing plans: _____

Modes of Travel: _____

_____ 9

Day 6: City _____

Sightseeing plans: _____

Modes of Travel: _____

Day 7: City _____

Sightseeing plans: _____

Modes of Travel: _____

10 _____

Itinerary:

Plan a travel itinerary for a 10-day visit to Japan. Include the cities, sites, and types of the modes of travel that you might take, such as bus, train, plane, car, or boat.

Day 1: City _____

Sightseeing plans: _____

Modes of Travel: _____
