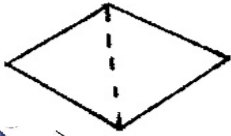




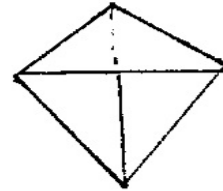
Tofu Ling Art Activity

Artist's Eyes; Origami Swan

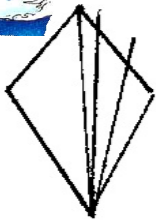

Tofu Ling uses his imagination to discover the world around him. As artists we discover our world through our eyes and other senses. We can use our imagination to capture all that we experience. By creating an origami swan, we use our fingers to transform a sheet of paper into a graceful swan.



1. Fold a square piece of paper down the center diagonally. Crease . Unfold.




2. Fold lower edge on each side to center. This is the kite base. Flip over.



3. Fold middle of one side of kite into center. Pull flap from underneath and fold to center, on top of first fold.

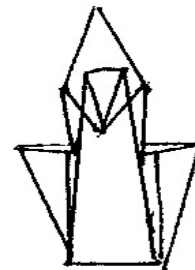
4. Repeat on other side of center fold.



5. With folds facing up on table, fold point upward.

6. Fold head downward.

7. Fold swan in half. Flatten and crease.



8. Pull neck of your swan away from it's body. Unfold the head.

Push center crease of swan's back up from.

Separate wings and fluff.

